



# Break the Cycle

Because Everyone Deserves a  
Healthy Relationship



BACK 2 SCHOOL. A+ RELATIONSHIPS.




**Break** the Cycle

Because Everyone Deserves a  
Healthy Relationship

Despite growing numbers of youth openly disclosing that they identify as lesbian, gay, bisexual, transgender, queer or questioning (LGBTQ)\* during their school-age years, LGBTQ\* youth remain a vulnerable population across the nation.

**WHY LGBTQ\* INCLUSIVITY MATTERS**




**Break** the Cycle

Because Everyone Deserves a  
Healthy Relationship

**17% OF LGB HIGH SCHOOL STUDENTS**  
experience physical dating violence; that's 2x more  
than their heterosexual peers

Kann L, Olsen EO, McManus T, et al. Sexual Identity, Sex of Sexual Contacts, and Health-Related Behaviors Among Students in Grades 9–12 — United States and Selected Sites, 2015. *MMWR, Surveill Summ* 2016;65(No. SS-9):1–202. DOI: <http://dx.doi.org/10.15585/mmwr.ss6509a1>.



**Break** the Cycle

Because Everyone Deserves a  
Healthy Relationship

ABOUT 23% OF LGB HIGH SCHOOL STUDENTS  
experience sexual dating violence; that's over 2x that  
of their heterosexual peers

Kann L, Olsen EO, McManus T, et al. Sexual Identity, Sex of Sexual Contacts, and Health-Related Behaviors Among Students in Grades 9–12 — United States and Selected Sites, 2015. *MMWR-Surveill Summ* 2016;65(No. SS-9):1–202. DOI: <http://dx.doi.org/10.15585/mmwr.ss6509a1>.



**Break** the Cycle

Because Everyone Deserves a  
Healthy Relationship

# 28% OF LGB HIGH SCHOOL STUDENTS report being electronically bullied

Kann L, Olsen EO, McManus T, et al. Sexual Identity, Sex of Sexual Contacts, and Health-Related Behaviors Among Students in Grades 9–12 — United States and Selected Sites, 2015. *MMWR Surveill Summ* 2016;65(No. SS-9):1–202. DOI: <http://dx.doi.org/10.15585/mmwr.ss6509a1>.




**Break** the Cycle

Because Everyone Deserves a  
Healthy Relationship

## ALMOST 13% OF LGB HIGH SCHOOL STUDENTS

did not go to school because they felt unsafe at or  
on their way to or from school

Kann L, Olsen EO, McManus T, et al. Sexual Identity, Sex of Sexual Contacts, and Health-Related Behaviors Among Students in Grades 9–12 — United States and Selected Sites, 2015. *MMWR Surveill Summ* 2016;65(Nº. SS-9):1–202. DOI: <http://dx.doi.org/10.15585/mmwr.ss6509a1>.



**Break** the Cycle

Because Everyone Deserves a  
Healthy Relationship

LGB high school students reported being physically forced  
to have sexual intercourse  
**OVER 3X MORE THAN**  
their heterosexual peers

Kann L, Olsen EO, McManus T, et al. Sexual Identity, Sex of Sexual Contacts, and Health-Related Behaviors Among Students in Grades 9–12 — United States and Selected Sites, 2015. *MMWR Surveill Summ* 2016;65(No. SS-9):1–202. DOI: <http://dx.doi.org/10.15585/mmwr.ss6509a1>.




**Break** the Cycle

Because Everyone Deserves a  
Healthy Relationship

ABOUT 34% OF LGB  
HIGH SCHOOL STUDENTS  
have been bullied on school property

Kann L, Olsen EO, McManus T, et al. Sexual Identity, Sex of Sexual Contacts, and Health-Related Behaviors Among Students in Grades 9–12 — United States and Selected Sites, 2015. *MMWR Surveill Summ* 2016;65(No. SS-9):1–202. DOI: <http://dx.doi.org/10.15585/mmwr.ss6509a1>.





**Break** the Cycle

Because Everyone Deserves a  
Healthy Relationship

In a study of over 150,000 students at 27 universities,  
**TRANSGENDER INDIVIDUALS**  
**EXPERIENCED THE HIGHEST RATE**  
of sexual assault at 24%

Cantor, D., Fisher, B., Chibnall, S., Townsend, R., Lee, H., Bruce, C., & Thomas, G. (2015). Report on the AAU Campus Climate Survey on Sexual Assault and Sexual Misconduct. Retrieved from [https://www.aau.edu/uploadedFiles/AAU\\_Publications/AAU\\_Reports/Sexual\\_Assault\\_Campus\\_Survey/AAU\\_Campus\\_Climate\\_Survey\\_12\\_14\\_15.pdf](https://www.aau.edu/uploadedFiles/AAU_Publications/AAU_Reports/Sexual_Assault_Campus_Survey/AAU_Campus_Climate_Survey_12_14_15.pdf).




**Break** the Cycle

Because Everyone Deserves a  
Healthy Relationship

In a study of over 150,000 students at 27 universities,  
**ALMOST 16% OF TRANSGENDER  
INDIVIDUALS**  
experienced controlling behavior from a partner

Cantor, D., Fisher, B., Chibnall, S., Townsend, R., Lee, H., Bruce, C., & Thomas, G. (2015). Report on the AAU Campus Climate Survey on Sexual Assault and Sexual Misconduct. Retrieved from [https://www.aau.edu/uploadedFiles/AAU\\_Publications/AAU\\_Reports/Sexual\\_Assault\\_Campus\\_Survey/AAU\\_Campus\\_Climate\\_Survey\\_12\\_14\\_15.pdf](https://www.aau.edu/uploadedFiles/AAU_Publications/AAU_Reports/Sexual_Assault_Campus_Survey/AAU_Campus_Climate_Survey_12_14_15.pdf)




**Break** the Cycle

Because Everyone Deserves a  
Healthy Relationship

# LGBTQ high school and college students REPORT CONSIDERABLY MORE SEXUAL HARASSMENT THAN HETEROSEXUAL STUDENTS

Clear, E.R., Coker, A.L., Cook-Craig, P.G., Bush, H.M., Garcia, L.S., Williams, C.M., Lewis, A.M., & Fisher, B.S. (2014). Sexual Harassment Victimization and Perpetration Among High School Students. *Violence Against Women*, 20, 1203-1219.

Cantor, D., Fisher, B., Chibnall, S., Townsend, R., Lee, H., Bruce, C., & Thomas, G. (2015). Report on the AAU Campus Climate Survey on Sexual Assault and Sexual Misconduct. Retrieved from [https://www.aau.edu/uploadedFiles/AAU\\_Publications/AAU\\_Reports/Sexual\\_Assault\\_Campus\\_Survey/AAU\\_Campus\\_Climate\\_Survey\\_12\\_14\\_15.pdf](https://www.aau.edu/uploadedFiles/AAU_Publications/AAU_Reports/Sexual_Assault_Campus_Survey/AAU_Campus_Climate_Survey_12_14_15.pdf)




**Break** the Cycle

Because Everyone Deserves a  
Healthy Relationship

Members of the LGBTQ community  
**ARE AT AN INCREASED RISK OF SEXUAL  
VIOLENCE ON COLLEGE CAMPUSES**

Cantor, D., Fisher, B., Chibnall, S., Townsend, R., Lee, H., Bruce, C., & Thomas, G. (2015). Report on the AAU Campus Climate Survey on Sexual Assault and Sexual Misconduct. Retrieved from [https://www.aau.edu/uploadedFiles/AAU\\_Publications/AAU\\_Reports/Sexual\\_Assault\\_Campus\\_Survey/AAU\\_Campus\\_Climate\\_Survey\\_12\\_14\\_15.pdf](https://www.aau.edu/uploadedFiles/AAU_Publications/AAU_Reports/Sexual_Assault_Campus_Survey/AAU_Campus_Climate_Survey_12_14_15.pdf)




**Break** the Cycle

Because Everyone Deserves a  
Healthy Relationship

30.3% of LGBTQ college students  
**EXPERIENCED PHYSICAL DATING VIOLENCE**  
compared to 12.9% of heterosexual college students

Edwards, K. M., Sylařka, K.M., Barry, J.E., Moynihan, M.M., Banyard, V.L., Cohn, E.S., Walsh, W.A., & Ward, S.K. (2015) Physical Dating Violence, Sexual Violence, and Unwanted Pursuit Victimization: A Comparison of Incidence Rates Among Sexual-Minority and Heterosexual College Students. *Journal of Interpersonal Violence*, 30, 590-600.



Because Everyone Deserves a  
Healthy Relationship

Break the Cycle inspires and supports young people to build healthy relationships and create a culture without abuse.

Our dynamic and diverse team believes that all young people deserve to live in a world where they can thrive.

Our values and work centers young people and their lived realities, leadership, vision, and hopes for the future.

**BACK 2 SCHOOL. A+ RELATIONSHIPS.**